


# Email Inbox Sync

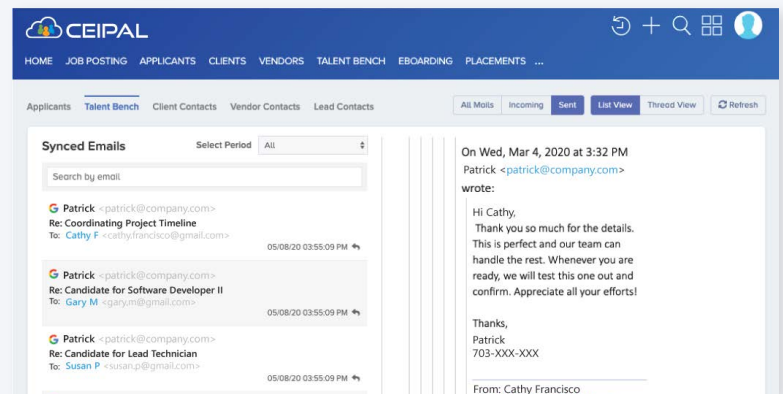
Organize your inbox using information from your database. CEIPAL's Email Inbox Sync bridges the gap between communication and data by tracking all communications and automatically sorting them based on profile characteristics. From one dashboard, recruiters now have a business-oriented view of their inbox, making candidate engagement that much easier.

## How does it work?

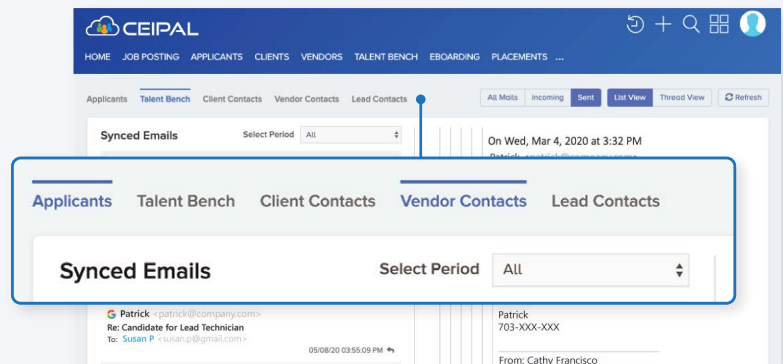
CEIPAL's Email Inbox Sync allows recruiters to view all emails within the CEIPAL platform. The module syncs with all standard email providers, such as Gmail, Outlook, and Office365.



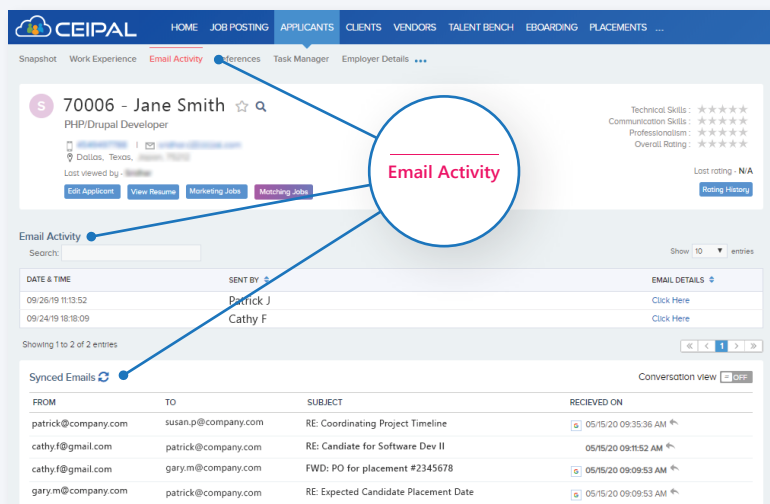
Users can read emails and directly reply to messages, streamlining communications for a more efficient workflow.



The module tracks email threads based on profile categories, heightening recruiter visibility

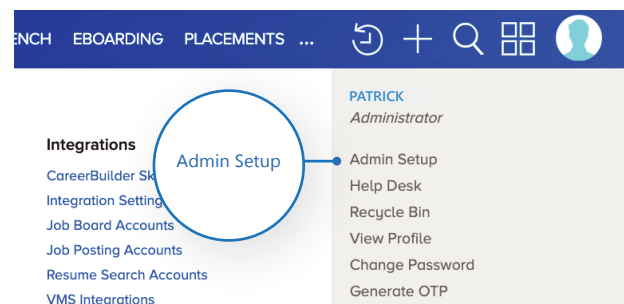


Plus, the platform automatically captures all communication threads on candidate profiles, so your database is 100% accurate with the most recent information.

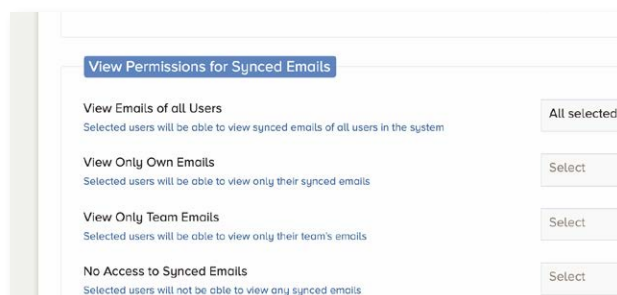


## How do I set it up?

- 1 Contact the support team to gain permissions at [support@ceipal.com](mailto:support@ceipal.com)
- 2 Access your **Admin Setup** panel



- 4 Select **View Permissions for Synced Emails**



- 5 Select the users you want to sync inboxes!

- 3 Select **Access Management > Access Settings**

